

The one for many applications.



ZEISS BOSELLO MAX



ZEISS BOSELLO MAX

A system that really fits your needs! High flexibility and many configuration options make ZEISS BOSELLO MAX the perfect match for 2D and optionally 3D X-ray inspections of different types and sizes of castings.



SAVE TIME

The software-controlled coordination and alignment between source and detector allows fast inspection times. Additionally, this unique set-up of a virtual C-arm is more robust and mechanically sound.



HIGH FLEXIBILITY

Get the system you need! ZEISS BOSELLO MAX comes with many hardware and software options. We help you configure the optimum system for your applications – be it scanning small light metal parts or inspecting large steel parts weighing up to 200 kg with 450 kV!



EASY LOADING

The large double sliding doors and the possibility to shift the table to an external position allow a very convenient and easy loading of the system.



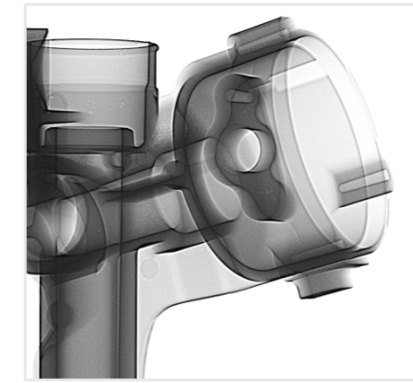
GET SHARP RESULTS

The unique image processing algorithms of our software guarantee best 2D image quality. Using additional filters and image corrections, the software can visualize even small defects more reliably.

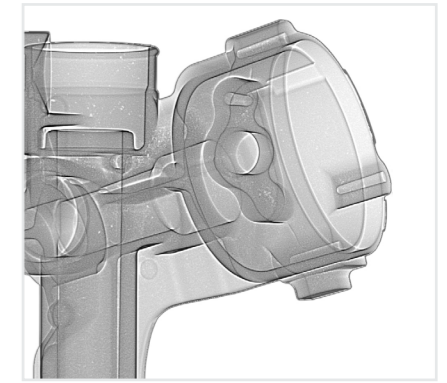
Unprocessed image



Intermediate processed image



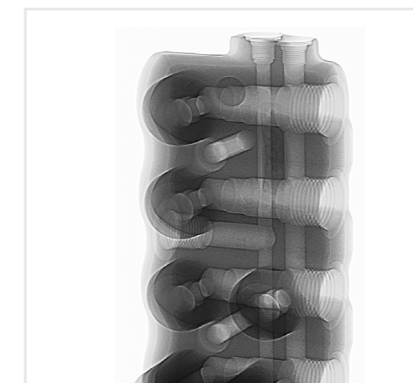
Final processed image



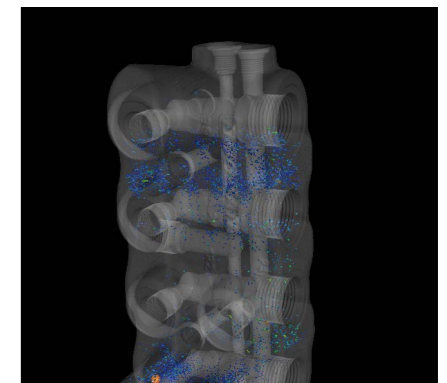
SEE IT IN 3D

All ZEISS BOSELLO MAX systems are CT ready, which means you can easily capture a set of images to generate 3D models of your castings. This option allows you to get more information about the defects, including its three-dimensional volume and location in a third-party software.

2D



3D



CLEVER AND ROBUST DESIGN

With its robust design ZEISS BOSELLO MAX is perfectly built for the production environment. The light-weight construction is completely self-contained and allows easy transportation and installation. With the controller panel being directly attached to the system, it saves you valuable space, resulting in a lower cost of ownership.

ZEISS BOSELLO MAX – FEATURES

	ZEISS BOSELLO MAX 70.120 CNC	ZEISS BOSELLO MAX 80.150 CNC	ZEISS BOSELLO MAX 100.150 CNC
Inspection envelope	ø 700 × H 1200 mm	ø 800 × H 1500 mm	ø 1000 × H 1500 mm
CT measuring cylinder (øxH)	approx. 160 x 160 mm	approx. 160 x 160 mm*	approx. 160 x 160 mm*
Output voltage	160 kV – 450 kV	160 kV / 225 kV**	160 kV / 225 kV
Pixel size 8 inches FPD detector	200 µm / 400 µm	200 µm / 400 µm	200 µm / 400 µm
Pixel size 10 inches FPD detector	100 µm	100 µm	100 µm
Pixel size 16 inches FPD detector	not available	100 µm / 200 µm / 400 µm	100 µm / 200 µm / 400 µm
Compatible software		BHT IP Plus***, BHT DDA evaluator, BHT ADR	
*320 x 320 mm with 16" FPD detector	**Optional: 320 kV, 450 kV	***Optional: "Extreme" version	

Carl Zeiss

Industrielle Messtechnik GmbH
73446 Oberkochen/Germany

Phone: +1 763 744-2400
Fax: +1 763 533-0219

Email: info.metrology.us@zeiss.com
www.zeiss.com/metrology